

FIRST FLOOR BRACED WALL PLAN

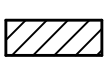
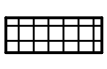

SCALE: 1/4"=1'-0"

GENERAL BRACED WALL NOTES:

- * BRACING TO BE WITHIN 12'-6" FROM CORNERS AND 25'-0" O.C.
- * HOLES LARGER THAN 3" DIA. WILL NOT BE ALLOWED IN ANY REQUIRED BRACED WALL PANELS.
- * BLOCKING AND BRIDGING, 2x10 BRIDGING USED AT PARALLEL BOX SILL AND FLOOR JOIST, BRIDGING IS THE SAME DEPTH AS JOIST AT 32" O.C.

BRACED WALL PANEL SUPPORT

- * WHERE JOISTS ARE PERPENDICULAR TO BRACED WALL LINES ABOVE OR BELOW BLOCKING SHALL BE PROVIDED BETWEEN THE JOISTS AT BRACED WALL PANEL LOCATIONS TO PERMIT FASTENING OF WALL PLATES WITH 16d NAILS AT 16" O.C.
- * WHERE JOISTS ARE PARALLEL TO BRACED WALL LINES ABOVE OR BELOW, A RIM JOIST OR OTHER PARALLEL FRAMING MEMBER SHALL BE PROVIDED AT THE BRACED WALL PANEL TO PERMIT FASTENING OF THE WALL PLATES WITH 16d NAILS AT 16" O.C.

	48" WOOD STRUCTURAL PANEL, 7/16" SHEATHING ON ONE SIDE, BLOCK ALL EDGES AND NAIL WITH 6d COMMON NAIL OR 8d BOX NAIL (2 3/8" LONG X 0.113" DIAMETER) AT 6" O.C. AT ALL EDGES AND 12" O.C. AT INTERMEDIATE SUPPORTS OR 1/2" CROWN 16 GAGE STAPLES 1 1/4" LONG AT 3" O.C. AT ALL EDGES AND 6" O.C. AT INTERMEDIATE SUPPORTS.
	CONTINUOUS STRUCTURAL PANEL 7/16" SHEATHING ON ONE SIDE, BLOCK ALL EDGES AND NAIL WITH 8d NAILS AT 3" O.C. AT ALL EDGES AND 3" O.C. AT INTERMEDIATE SUPPORTS NOTE: STAPLES NOT ALLOWED AT OVERHEAD GARAGE DOOR PANELS.
	96" OF 1/2" GYPSUM WALLBOARD APPLIED TO BOTH SIDES OF WALL STUDS PLACED A MAXIMUM OF 24" O.C. AND FASTENED AT PANEL EDGES INCLUDING FIELD, TOP AND BOTTOM PLATES AT 7" O.C. USING #6 (1 1/4") SCREWS TYPE W OR S (4X8 OR 4X9 PANELS APPLIED VERTICALLY)

NOTE:
Although every effort has been made in preparing these plans and checking them for accuracy, the builder hereby assumes full responsibility and liability for same in both dimension and structural soundness.

The undersigned buyer hereby acknowledges that the plans and specifications attached conform to the building contract and with any subsequent change orders to date. The plans and specifications are approximate details and representations and may be modified by builder and/or materialmen. Accordingly, the home actually constructed may include minor modifications, changes and/or deviations.

Accepted by: _____
Accepted by: _____
Contractor: _____

Each contractor is responsible for following all local and state building codes that are applicable for their specific trade. Please consult the latest edition of the Wis. Uniform Dwelling Code as published by the Dept. of Industry, Labor, and Human Relations or contact the local building inspection department for their opinion.

FONTANNA & ASSOCIATES
Architectural Design and Drafting

Thomas Fontanna (507) 322-0040 1317 Kings Run Drive NW Rochester, MN 55901

DATE: 08-31-17 DRAWN BY: TF
BUILDER: VISTAS AT GREENWOOD HILLS
FOR: TWIN HOME OPTION 1 W/ LOWER LEVEL
FIRST FLOOR BRACED WALL PLAN
SCALE: 1/4"=1'-0"

7 OF 7